







Client:		0000-GEN CABINET LIST	Contractor:	
		Table of contents		

CUSTOMER:	ALINVEST	PREPARED:	ANSA
PROJECT CODE:	E2558	REVIEWED:	RORI
PROJECT NAME:	ALINVEST - ALFAGEN	DATE:	02/12/2025
CONTRACTOR DOC. CODE:	2558-0000-GEN-E-LST-EEAL	REVISION:	A
CUSTOMER DOC. CODE:	-	PAGE:	2 of 4

Table of contents		
SEC	DESCRIPTON	PAGE
0	Cover	1
1	Table of contents	2
2	Cabinet list - 5521-GEN	3
3		
4		
5		
6		
7		
8		
9		
10		
11		
12		
13		
14		
15		
16		
17		
18		
19		
20		
21		
22		
23		
24		
25		
26		
27		
28		
29		
30		

The drawing(s), document(s) and the information contained herein are the property of INDUSTRIAL FURNACES INSERTEC. And they shall not be disclosed, reproduced or used in any manner without the prior written consent of INDUSTRIAL FURNACES INSERTEC. Offenders will be held liable for the payment of damages.

<div>Client:</div> <div></div>			CUSTOMER:					ALINVEST		0000-GEN CABINET LIST AND CODIFICATION			PREPARED:		ANSA		<div>Contractor:</div> <div></div>	
			PROJECT CODE:					E2558					REVIEWED:		RORI			
			PROJECT NAME:					ALINVEST - ALFAGEN					REVISION:		A			
			CONTRACTOR DOC. CODE:					2558-0000-GEN-E-LS-EEAL					DATE:		02/12/2025			
			CUSTOMER DOC. CODE:					-					PAGE:		3 of 4			
Item Nbr	AIB Trafo code	Area	Line Nbr	System Seq. Nbr	System Code	Main Eq. Code	Main Eq. Code Nr	Cabinet Type	Cabinet Type Nbr	Cabinet Name	Description	Temptative dimensions (WxHxD)	Level	Commnets				
BILLET CAST ELECTRICAL ROOM #01																		
1	r40.61	33	1	1	THD	GEN	01	PCP	01	r40.61 -3311-THD-GEN01-PCP01	3311-THD Power and Control Panel	4200 x 2000 x 600	E-Room					
2	r41.31	33	1	1	TMT	GEN	01	PCP	01	r41.31 -3311-TMT-GEN01-PCP01	3311-TMT Power and Control Panel	2800 x 2000 x 600	E-Room					
3	r41.41	33	1	2	TMT	GEN	01	PCP	01	r41.41 -3312-TMT-GEN01-PCP01	3312-TMT Power and Control Panel	2800 x 2000 x 600	E-Room					
4	r41.62	33	1	1	HGS	GEN	01	PCP	01	r41.62 -3311-HGS-GEN01-PCP01	3311-HGS Power and Control Panel	1600 x 2000 x 600	E-Room					
5	r41.31	03	1	1	GEN	APU	01	PDP	01	r41.31 -0311-GEN-APU01-PDP01	0311-GEN (UPS) Power Distribution Panel	800 x 2200 x 1000	E-Room					
6	r41.31	06	0	0	GEN	APU	01	PDP	01	r41.31 -0600-GEN-APU01-PDP01	0600-GEN (Aux UPS) Power Distribution Panel	800 x 2200 x 1000	E-Room					
7	r43.64	03	1	1	GEN	GEN	01	PCP	01	r43.64 -0311-GEN-GEN01-PCP01	0311 SKM & CHM Power and Control Panel (RIA)	2400 x 2000 x 600	E-Room					
8	r41.63	55	1	1	GEN	GEN	01	PCP	01	r41.63 -5511-GEN-GEN01-PCP01	5511 Hydraulic Group Power and Control Panel	2000 x 2000 x 600	E-Room					
9	r41.31	06	1	1	GEN	GEN	01	SER	01	r41.31 -0611-GEN-GEN01-SER01	Main server rack	800 x 2000 x 600	E-Room					
10	r41.31	06	1	1	GEN	CVT	01	SER	02	r41.31 -0611-GEN-CVT01-SER02	Camera video system server rack	800 x 2000 x 600	E-Room					
11	r41.31	06	1	1	GEN	GEN	01	SER	03	r41.31 -0611-GEN-GEN01-SER03	Main server rack (spare)	800 x 2000 x 600	E-Room					
12	r41.31	06	1	1	GEN	GEN	01	SER	04	r41.31 -0611-GEN-GEN01-SER04	Camera video system server rack (spare)	800 x 2000 x 600	E-Room					
STRIP CAST ELECTRICAL ROOM #01																		
15	r43.41	33	2	1	THD	GEN	01	PCP	01	r43.41 -3321-THD-GEN01-PCP01	3321-THD Power and Control Panel	4200 x 2000 x 600	E-Room					
16	r43.31	33	2	1	TMT	GEN	01	PCP	01	r43.31 -3321-TMT-GEN01-PCP01	3321-TMT Power and Control Panel	2800 x 2000 x 600	E-Room					
17	r44.41	33	2	2	THD	GEN	01	PCP	01	r44.41 -3322-THD-GEN01-PCP01	3322-THD Power and Control Panel	4200 x 2000 x 600	E-Room					
18	r44.31	33	2	2	TMT	GEN	01	PCP	01	r44.31 -3322-TMT-GEN01-PCP01	3322-TMT Power and Control Panel	2800 x 2000 x 600	E-Room					
19	r43.62	33	2	1	HGS	GEN	01	PCP	01	r43.62 -3321-HGS-GEN01-PCP01	3321-HGS Power and Control Panel	2400 x 2000 x 600	E-Room					
20	r43.61	55	2	1	GEN	GEN	01	PCP	01	r43.61 -5521-GEN-GEN01-PCP01	5521 Hydraulic Group Power and Control Panel	2000 x 2000 x 600	E-Room					
21	r44.61	55	2	2	GEN	GEN	01	PCP	01	r44.61 -5522-GEN-GEN01-PCP01	5522 Hydraulic Group Power and Control Panel	2000 x 2000 x 600	E-Room					
22	r43.31	03	2	1	GEN	APU	01	PDP	01	r43.31 -0321-GEN-APU01-PDP01	0321-GEN (UPS) Power Distribution Panel	800 x 2200 x 1000	E-Room					
23	r44.31	03	2	2	GEN	APU	01	PDP	01	r44.31 -0322-GEN-APU01-PDP01	0322-GEN (UPS) Power Distribution Panel	800 x 2200 x 1000	E-Room					
24	r41.62	33	2	1	HGS	APU	01	PDP	01	r41.62 -3321-HGS-APU01-PDP01	3321-HGS (UPS) Power Distribution Panel	800 x 2200 x 1000	E-Room					
STRIP CAST ELECTRICAL ROOM #02																		
30	r45.41	33	2	3	THD	GEN	01	PCP	01	r45.41 -3323-THD-GEN01-PCP01	3323-THD Power and Control Panel	4200 x 2000 x 600	E-Room					
31	r45.31	33	2	3	TMT	GEN	01	PCP	01	r45.31 -3323-TMT-GEN01-PCP01	3323-TMT Power and Control Panel	2800 x 2000 x 600	E-Room					
32	r46.41	33	2	4	THD	GEN	01	PCP	01	r46.41 -3324-THD-GEN01-PCP01	3324-THD Power and Control Panel	4200 x 2000 x 600	E-Room					
33	r46.31	33	2	4	TMT	GEN	01	PCP	01	r46.31 -3324-TMT-GEN01-PCP01	3324-TMT Power and Control Panel	2800 x 2000 x 600	E-Room					
34	r45.61	55	2	3	GEN	GEN	01	PCP	01	r45.61 -5523-GEN-GEN01-PCP01	5523 Hydraulic Group Power and Control Panel	2000 x 2000 x 600	E-Room					
35	r46.61	55	2	4	GEN	GEN	01	PCP	01	r46.61 -5524-GEN-GEN01-PCP01	5524 Hydraulic Group Power and Control Panel	2000 x 2000 x 600	E-Room					
36	r45.31	03	2	3	GEN	APU	01	PDP	01	r45.31 -0323-GEN-APU01-PDP01	0323-GEN (UPS) Power Distribution Panel	800 x 2200 x 1000	E-Room					
37	r46.31	03	2	4	GEN	APU	01	PDP	01	r46.31 -0324-GEN-APU01-PDP01	0324-GEN (UPS) Power Distribution Panel	800 x 2200 x 1000	E-Room					
The drawing(s), document(s) and the information contained herein are the property of INDUSTRIAL FURNACES INSERTEC. And they shall not be disclosed, reproduced or used in any manner without the prior written consent of INDUSTRIAL FURNACES INSERTEC. Offenders will be held liable for the payment of damages.																		

<div>Client:</div> <div></div>			CUSTOMER:					ALINVEST		0000-GEN CABINET LIST AND CODIFICATION		PREPARED:		ANSA		<div>Contractor:</div> <div></div>	
			PROJECT CODE:					E2558				REVIEWED:		RORI			
			PROJECT NAME:					ALINVEST - ALFAGEN				REVISION:		A			
			CONTRACTOR DOC. CODE:					2558-0000-GEN-E-LST-EEAL				DATE:		02/12/2025			
			CUSTOMER DOC. CODE:					-				PAGE:		4 of 4			
Item Nbr	AIB Trafo code	Area	Line Nbr	System Seq. Nbr	System Code	Main Eq. Code	Main Eq. Code Nr	Cabinet Type	Cabinet Type Nbr	Cabinet Name	Description	Temptative dimensions (WxHxD)	Level	Commnets			
BILLET CAST ELECTRICAL ROOM #01																	
50	rxX.XX	33	3	1	THD	GEN	01	PCP	01	rxX.XX -3331-THD-GEN01-PCP01	3331-THD Power and Control Panel	4200 x 2000 x 600	E-Room				
51	rxX.XX	33	3	1	TMT	GEN	01	PCP	01	rxX.XX -3331-TMT-GEN01-PCP01	3331-TMT Power and Control Panel	2800 x 2000 x 600	E-Room				
52	rxX.XX	33	3	2	TMT	GEN	01	PCP	01	rxX.XX -3332-TMT-GEN01-PCP01	3332-TMT Power and Control Panel	2800 x 2000 x 600	E-Room				
53	rxX.XX	33	3	1	HGS	GEN	01	PCP	01	rxX.XX -3331-HGS-GEN01-PCP01	3331-HGS Power and Control Panel	1600 x 2000 x 600	E-Room				
54	rxX.XX	03	3	1	GEN	APU	01	PDP	01	rxX.XX -0331-GEN-APU01-PDP01	0331-GEN (UPS) Power Distribution Panel	800 x 2200 x 1000	E-Room				
55	rxX.XX	03	3	1	GEN	GEN	01	PCP	01	rxX.XX -0331-GEN-GEN01-PCP01	0331 SKM & CHM Power and Control Panel (RIA)	2400 x 2000 x 600	E-Room				
56	rxX.XX	55	3	1	GEN	GEN	01	PCP	01	rxX.XX -5531-GEN-GEN01-PCP01	5531 Hydraulic Group Power and Control Panel	2000 x 2000 x 600	E-Room				
The drawing(s), document(s) and the information contained herein are the property of INDUSTRIAL FURNACES INSERTEC. And they shall not be disclosed, reproduced or used in any manner without the prior written consent of INDUSTRIAL FURNACES INSERTEC. Offenders will be held liable for the payment of damages.																	